















Year 1/2 Long Term Plan Cycle B 2023-24 Writing

	Week 1 - 3	Week 4,5, 6	Week 7	Week 8,9,10	Week 8-11	Week 12-13
					 	
Autumn	<p>Beautiful Inside and Out (3 weeks) Writing the Ugly Duckling Story Y1 : Leaving spaces between words Separation of words with spaces</p> <p>Y2 : Learning how to use both familiar and new punctuation correctly including: full stops, capital letters How words can combine to make sentences Joining words and joining clauses using 'and' GD Learn how to use expanded noun phrases to describe and specify (for example, the odd duckling)</p>	<p>The lighthouse Keepers Lunch (3 weeks) Writing Instructions on how to make a healthy sandwich Evaluation of healthy sandwich design Y1 : Leaving spaces between words Separation of words with spaces Capital letters for the personal pronoun I</p> <p>Y2 : Learning how to use both familiar and new punctuation correctly including: full stops, capital letters How words can combine to make sentences Joining words and, joining clauses using 'and' How the grammatical patterns in a sentence indicate its function as a command Using a capital letter for the personal pronoun 'I' Learning how to use commas Learn how to use expanded noun phrases to describe and specify (for example, the tasty sandwich)</p>	<p>Art Topic</p>	<p>Remember Remember (3 weeks) Writing questions about the Gunpowder Plot factfile. Y1: Punctuating Sentences Introduction to capital letters to demarcate sentences Beginning to use a capital letter Beginning to punctuate sentences using a full stop or question mark Y2: Learning how to use both familiar and new punctuation correctly including: full stops, capital letters, question marks and commas. How words can combine to make sentences Conjunctions Co-ordination (using or, and, but)</p>	<p>Splendid Skies (1 weeks) How words can combine to make sentences Using a capital letter for names of people, places, the days of the week, Using -ing, -ed, where no change is needed in the spelling of root words Y2: Use words with -ed and -ing endings and use the past tense correctly and consistently. Conjunctions Co-ordination (using or, and, or but) Subordination (using when, if, that, or because)</p> <p>Explanation writing - Seasons Y1 Punctuating Sentences Revision of capital letters to demarcate sentences Revision of full stops and question marks to demarcate sentences Y2: Conjunctions Co-ordination (using or, and, or but) Subordination (using when, if, that, or because)</p>	<p>Dear Father Christmas (3 weeks) Persuasive letter writing Y1: How words can combine to make sentences Using a capital letter for names of people, places, the days of the week, and the personal pronoun 'I' Capital letters for names and for the personal pronoun I</p> <p>Y2: Conjunctions Co-ordination (using or, and, or but) Subordination (using when, if, that, or because) Learn how to use expanded noun phrases to describe and specify (for example, white, fluffy beard)</p>
	<p><u>Handwriting:</u> Form digits 0-9</p>					

	Week 1-3	Week 4-7	Week 8-10	Week 11-12
		 		
Spring	<p>Once Upon a Time (3 weeks) Traditional tales - Snow White and the Seven Dwarfs Character descriptions Y1: How words can combine to make sentences Using a capital letter for names of people, places, the days of the week Introduction to exclamation marks to demarcate sentences</p> <p>Y2: Conjunctions Co-ordination (using or, and, or but) Subordination (using when, if, that, or because) Apostrophes to mark where letters are missing in spelling and to mark singular possession in nouns [for example, Snow White's dad]</p> <p>Greater Depth Introduction to the formation of adjectives using suffixes such as -ful, -less</p>	<p>Purfect Pets (3 weeks) Riddle about a pet etc Y1: Reinforce question marks to demarcate sentences Conjunctions : Joining words and joining clauses using 'and' How words can combine to make sentences</p> <p>Y2: Learn how to use expanded noun phrases to describe and specify [for example, the white large dog, the orange scaly fish, the long eared rabbit] Learning how to use both familiar and new punctuation correctly including commas for lists Learn how to use the present and past tenses correctly and consistently including the progressive form Correct choice and consistent use of present tense and past tense throughout writing Formation of nouns using suffixes such as -ness, -er Apostrophes to mark where letters are missing in spelling example, I'm, didn't]</p> <p>Compounding for example, sometimes, inside] Greater Depth Reinforce the formation of adjectives using suffixes such as -ful, - less</p>	<p>Spring (4 weeks) Y1: Conjunctions : Joining words and joining clauses using 'and' How words can combine to make sentences</p> <p>Y2: Learn how to use expanded noun phrases to describe and specify (for example, the white wispy cloud, the clear blue sky) Learning how to use both familiar and new punctuation correctly including commas for lists Learn how to use the present and past tenses correctly and consistently including the progressive form Correct choice and consistent use of present tense and past tense throughout writing Formation of nouns using suffixes such as -ness, - er Compounding for example, sometimes, inside] Revision of the formation of adjectives using suffixes such as -ful, - less</p>	<p>Easter (2 weeks) Retelling the Easter story Y1: Using a capital letter for names of people, places, Conjunctions : Joining words and joining clauses using 'and' Revision of exclamation marks to demarcate sentences</p> <p>Y2: Learn how to use expanded noun phrases to describe and specify Learning how to use both familiar and new punctuation correctly including commas for lists Learn how to use the present and past tenses correctly and consistently including the progressive form Correct choice and consistent use of present tense and past tense throughout writing Formation of nouns using suffixes such as -ness, - er Compounding for example, snowball, sometimes, inside] Formation of adjectives using suffixes such as -ness (sadness, brightness) -ment (excitement, amazement)</p>

Week 1, 2, 3, 4	Week 5, 6	Week 7,8,9,10	11, 12, 13
	Music Week	 	
<p>Miranda the Castaway (4 weeks) Story writing Y1 Adding the endings -ing, -ed and -er to verbs where no change is needed to the root word Adding -er and -est to adjectives where no change is needed to the root word Joining words and joining clauses using and begin to punctuate sentences using an exclamation mark Using a capital letter for names of people, places, the days of the week, and the personal pronoun 'I' Y2 Write narratives about personal experiences real and fictional Learn to use expanded noun phrases Use words with -ed and -ing endings and use the past tense correctly and consistently. Re-read to check that their writing makes sense and that verbs to indicate time are used correctly and consistently. Read aloud their writing with appropriate intonation to make the meaning clear. Punctuate sentences using a capital letter and full stop, question mark or exclamation mark. Discuss the sequence of events in books and how items of information are related. That non-fiction books can be structured in different ways.</p>	<p>(2 weeks)</p>	<p>Ahoy There! (4 weeks) A chronological report about Captain Cook or Grace Darling Y1 Regular plural noun suffixes -s or -es [for example, boat, boats, church, churches], including the effects of these suffixes on the meaning of the noun Y2 Demarcate sentences with capital letters and full stops, and use question marks correctly when required Use present and past tense Use co-ordination (e.g. or / and / but) and some subordination (e.g. when / if / that / because) to join clauses Segment spoken words into phonemes and represent these by graphemes, spelling many of these words correctly and making phonically-plausible attempts at others Spell many common exception words Form capital letters and digits of the correct size, orientation and relationship to one another and to lower-case letters Use spacing between words that reflects the size of the letters. WB Make simple additions, revisions and proof-reading corrections to their own writing Add suffixes to spell most words correctly in their writing (e.g. -ment, -ness, -ful, -less, -ly)* Use the diagonal and horizontal strokes needed to join some letters</p>	<p>Meerkat Mail Postcard writing (3 weeks) Y1 Adding the endings -ing, -ed and -er to verbs where no change is needed to the root word Adding -er and -est to adjectives where no change is needed to the root word Y2 Demarcate sentences with capital letters and full stops, and use question marks correctly when required Use present and past tense Use co-ordination (e.g. or / and / but) and some subordination (e.g. when / if / that / because) to join clauses Segment spoken words into phonemes and represent these by graphemes, spelling many of these words correctly and making phonically-plausible attempts at others Spell many common exception words Form capital letters and digits of the correct size, orientation and relationship to one another and to lower-case letters Use spacing between words that reflects the size of the letters. WB Make simple additions, revisions and proof-reading corrections to their own writing Add suffixes to spell most words correctly in their writing (e.g. -ment, -ness, -ful, -less, -ly)* Use the diagonal and horizontal strokes needed to join some letters</p>