

Summer Reading Challenge 2023

Ready, Set, Read!

Presented by The Reading Agency.
Delivered in partnership with libraries.

summerreadingchallenge.org.uk

Summer Reading Challenge Platform Guide



About the Summer Reading Challenge website	Page 2
Information to know before signing up	Page 3
For new users	Page 3
For existing users	Page 3
Getting started	Page 4
For adults who have an existing Passport account	Page 4
Creating an adult Passport account	Page 4
Adding a child to your Passport account	Page 6
Completing a child's profile	Page 8
Taking part in the Challenge online	Page 11
Finding books to read	Page 11
Adding books to your Challenge	Page 12
Book reviews	Page 13
Unlocking rewards and virtual badges	Page 13
Completing the Challenge	Page 14
Accessibility	Page 14
Additional features	Page 14
For parents/carers	Page 15
Useful information	Page 15
Login help	Page 15

About the Summer Reading Challenge website

The Summer Reading Challenge website is available year-round and enables children to keep track of their reading by setting up a personal profile where they can rate and review their books.

Children can track their reading over the summer and participate in fun **Ready, Set, Read!** themed activities. Each time a child finishes a book, they add it to their profile and leave a review.

If they reach their summer reading goal, they will unlock a special certificate to print and keep. There are extra incentives including virtual badges, avatars, activity sheets and videos to unlock along the way.

Children can also use the website to access book recommendations, chat to other Challenge participants, enjoy exclusive author content, play games and enter competitions.

For the Summer Reading Challenge 2023, the website has been transformed for our theme, complete with our 6 new characters and their animal mascots!



Information to know before signing up

For new users

The Reading Agency websites use a system called Passport to manage user accounts. Once a Passport account has been created, it can be used across any of the Reading Agency websites, including Reading Groups for Everyone and World Book Night.

Children (any users under the age of 16) will not be able to register for a Passport account. A parent/carer must hold their own Passport account to sign up their child for the Summer Reading Challenge website. Once you have an adult (parent/carer) account, you can create child accounts and attach them to your account. This allows the child(ren) to have (a) separate profile(s) to you.

If a parent/carer is signing up more than one child for the Challenge, they can approve and manage multiple child accounts through the same (adult) Passport account.

The registration process is explained further below.

For existing users

Children who have already signed up to the website for a previous Summer Reading Challenge or Winter Mini Challenge can log in using their existing username and password. Any books logged and virtual rewards unlocked in previous years will still be accessible through their profile page.



Create a profile

Get rewards, play games, and earn badges as you discover books to read!

[Join now](#)

Already a member?

Awesome! Tap login to jump back in!

[Login](#)

Getting started

For adults who have an existing Passport account

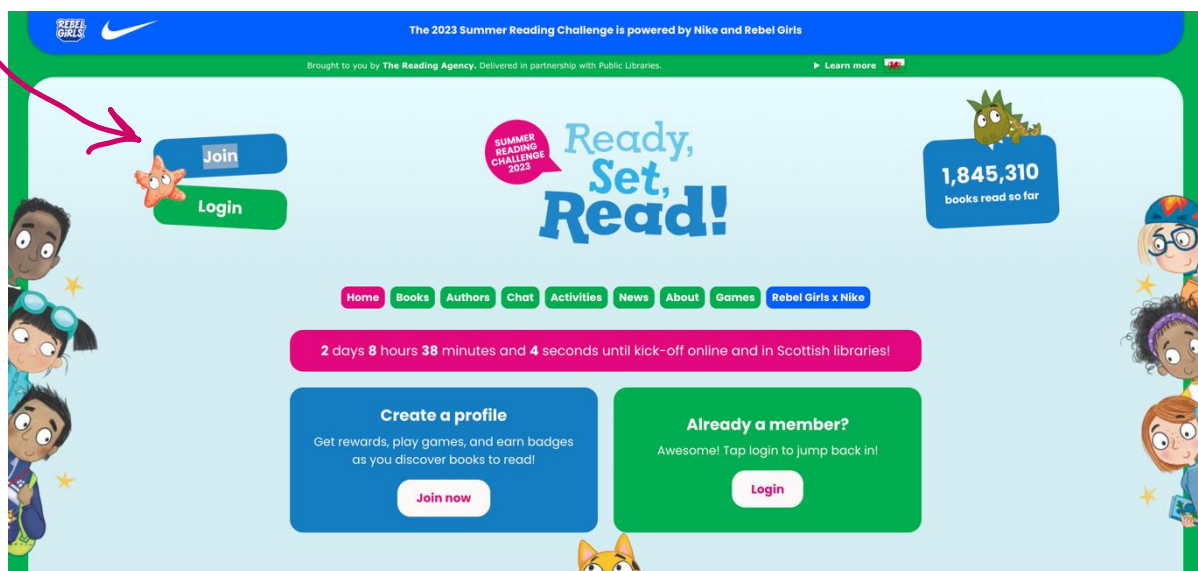
Parents/carers who have already created an account for use on a Reading Agency website can add a child to their Passport account straight away. See page 6.

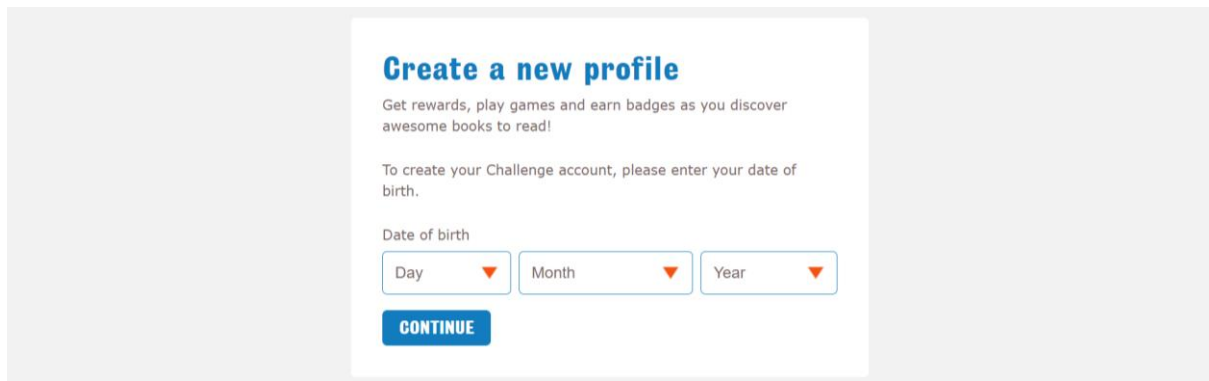
Creating an adult Passport account

For parents/carers who have not already created an account for use on a Reading Agency website, they will need to register for their own (adult) Passport account to continue. To sign up to Passport, parents/carers can click the 'Join' link as shown on the login page below on summerreadingchallenge.org.uk, or they can visit any Reading Agency website and choose the 'Join' button.

To register for a new account, select the 'Join' button on the Summer Reading Challenge homepage (either at the top left, or in the blue 'Create a profile' box). This process must be completed by a parent/carer.

Enter the parent/carer's date of birth **and** click 'Continue'.





On the next page, you will need to enter a username and a password. These details will be used to sign in the parent/carer on future visits.

A screenshot of a web form titled "Create a new profile". It includes a sub-header "Get rewards, play games and earn badges as you discover awesome books to read!". Below this, it says "If you are aged 16+, please complete the information below to create your adult profile. You will be able to add children to your account in the next step." A note says "* indicates a required field". The form has four sections: "Your email" with one text input field; "Your login" with three text input fields for "Username", "Password (must be 6 or more characters)", and "Password confirmation"; and "About you" with one text input field for "First name".

If the username entered has already been taken by an existing account, this page will refresh. You do not need to use your real name as a username, and we recommend parents/carers do not enter their child's name as a username. They may also wish to try adding letters or numbers to the username to help make it unique.

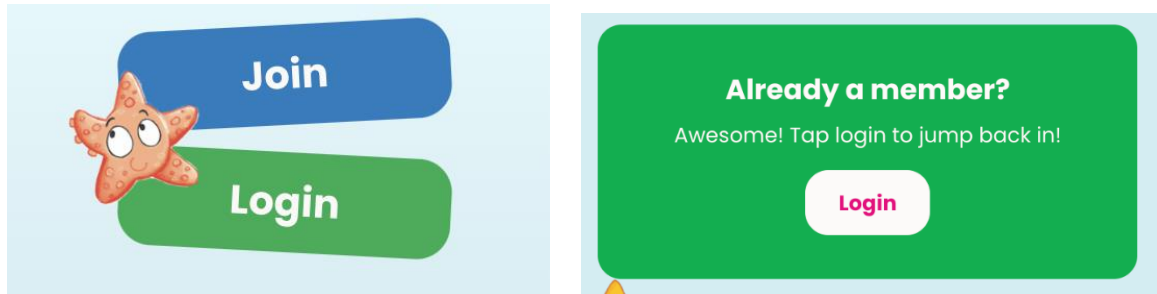
The password must be at least six characters long.

Enter the parent/carer's name into the 'About you' fields and fill in the remaining fields on the page.

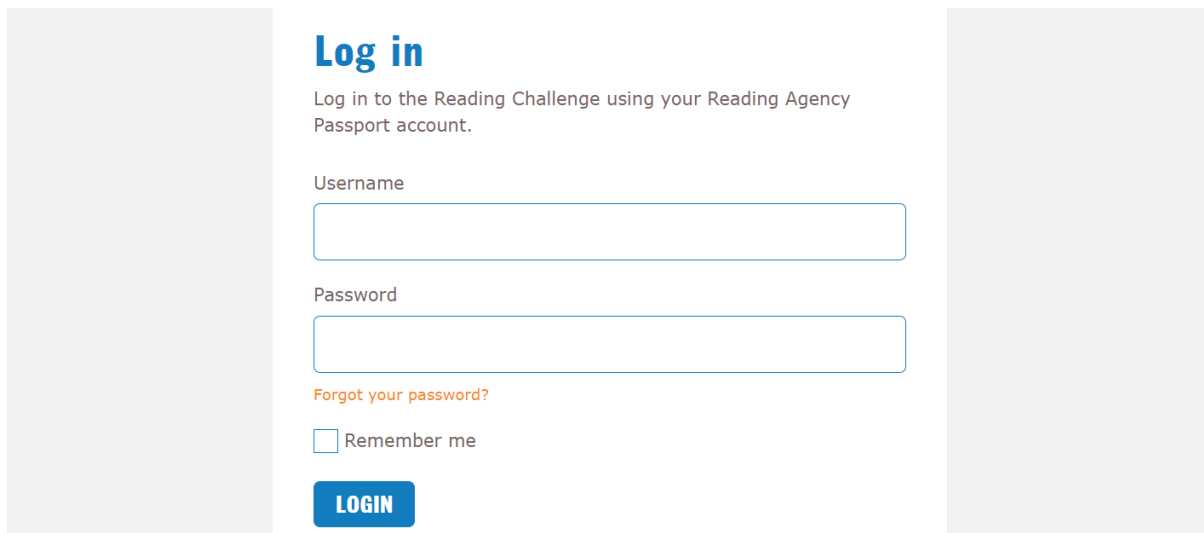
Click 'Create profile' to continue.

Adding a child to your Passport account

Once a parent/carer has created a Passport account of their own, they will be able to log in to the Summer Reading Challenge website by clicking 'Login', either at the top left or in the green 'Already a member?' box.



The following page will ask the parent/carer to enter their own Passport username and password and click 'Login'.



Log in

Log in to the Reading Challenge using your Reading Agency Passport account.

Username

Password

[Forgot your password?](#)

Remember me

LOGIN

On the next page, click 'add a new child account'.

+ ADD A NEW CHILD ACCOUNT

The next page will ask the parent/carer to enter a unique username and password for the child, and to complete key information about their child to set up their profile. We recommend parents/carers do not enter their child's real name as a username. They may also wish to try adding letters or numbers to the username to help make it unique.

Once this information has been submitted, the child's account will go live. The child can visit the Summer Reading Challenge website and log in with the username and password for their child account.

To create Passport accounts for additional children, the parent/carer should ensure they have logged out of their first child's account. The option to register for a new account will not appear if a user is already logged in. Repeat the steps under 'Adding a child to your Passport account' (page 6) to create a Passport account for a new child.

The parent/carer can manage their child's information through their own (adult) account. Once logged in, clicking the tab labelled 'Children' will list any child account that is attached to that adult account. Here, the parent/carer can view and manage their child(ren)'s personal information and reset their account password(s).



Completing a child's profile

To start the online Summer Reading Challenge, children can log in via the Summer Reading Challenge homepage (either at the top left, or by clicking the 'Login' button in the red 'Already a member' box).

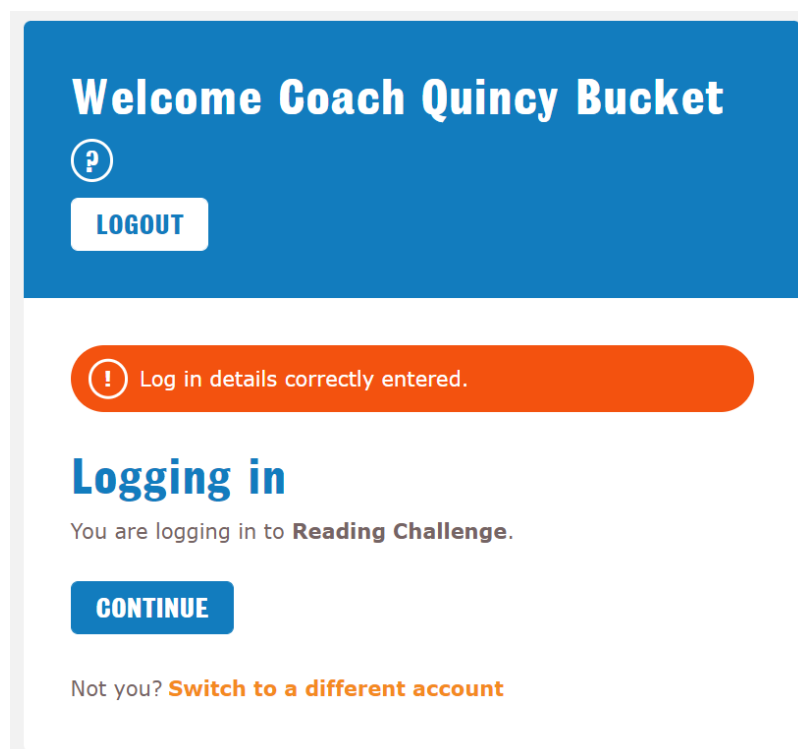
Every child on the website is given a screen name to help keep them anonymous. When children post comments to the chat page, write book reviews, enter competitions, or rank on the games leaderboard, their entries will appear under their personal screen name.

The screen name provides an extra level of security as no personal details are displayed on the Summer Reading Challenge website. The username and password chosen by the user during the registration process are still valid and will still be used to log in to the website. These details are only known to the account holder.

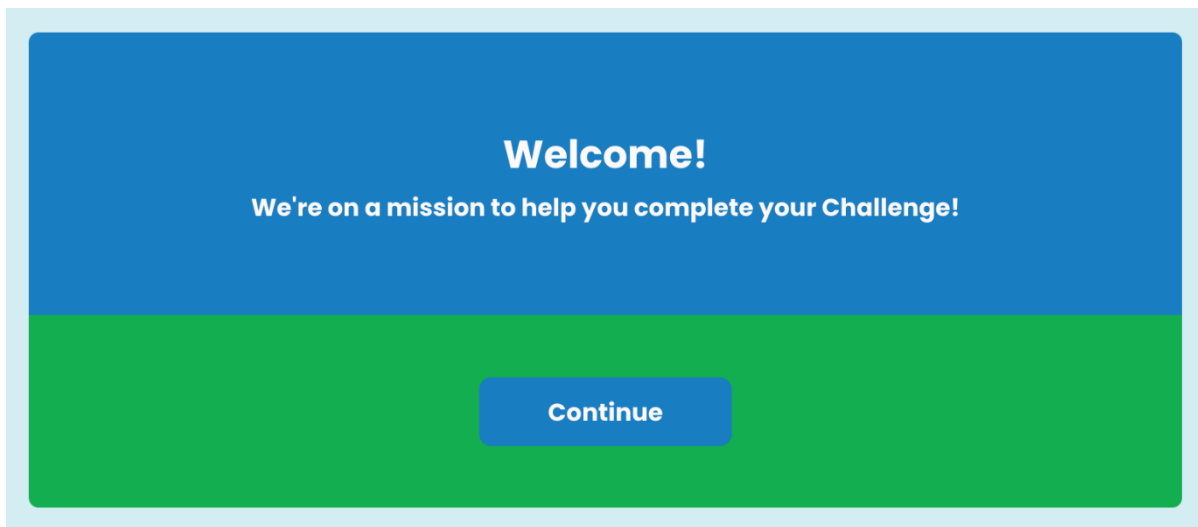
The screen name appears once the child is logged in and is visible to all website users. It helps to protect all users including those who have put their real name as their username.

The screen name is made up of three random words, for example 'Coach Quincy Bucket'. The first time a child signs in, they will have a one-time opportunity to change their screen name.

Once a child has logged in, they can click 'Continue' to move onto the website.



The first time a user signs in, they will need to set up their **Ready, Set, Read!** profile. We recommend users set up their profile straight away so they will be able to access all areas of the website. Click 'Continue' to get started.



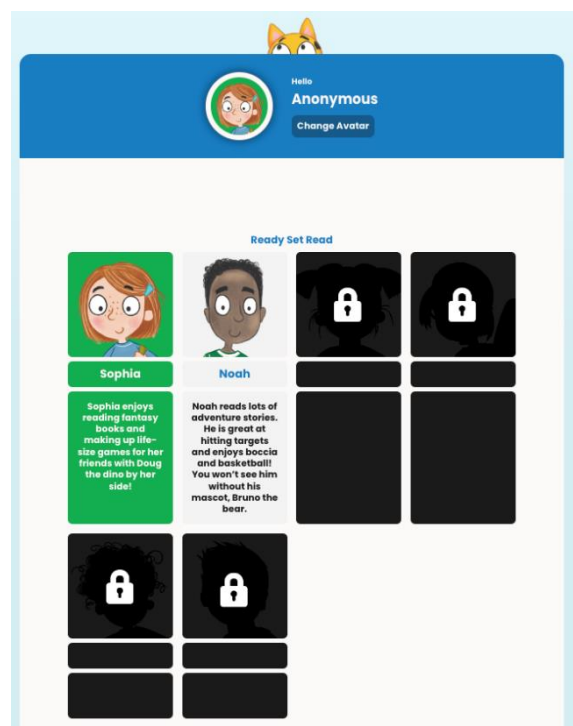
First, you will be asked to select an avatar. Just like the screen name, when a child posts comments to the Chat page or writes book reviews, their avatar will appear next to their submissions.

When they start the Challenge, children can choose from two characters: Sophia and Noah. As they progress through the Challenge, they will unlock additional **Ready, Set, Read** characters.

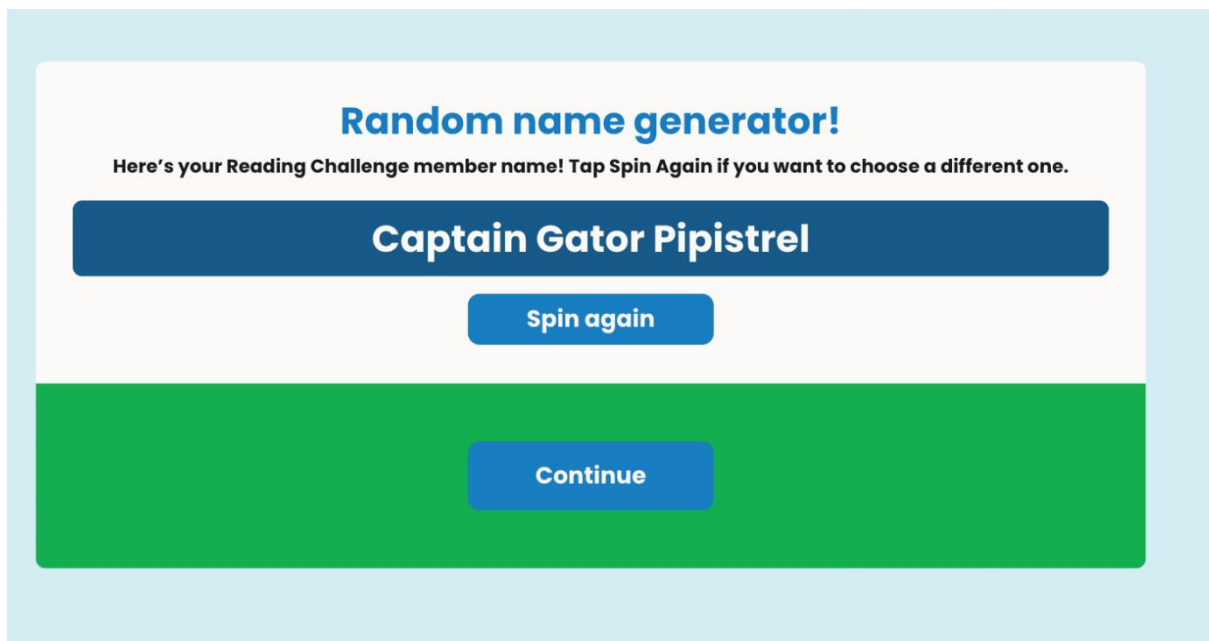
Select a character and click 'Continue'.

On the next screen, children have the option of picking a different screen name if they don't like the one that was automatically created for them.

The auto-generated name will show in the red box. Click 'Spin again' to see a different screen name option. Once you're happy with the screen name, click 'Continue' to save it and move on.



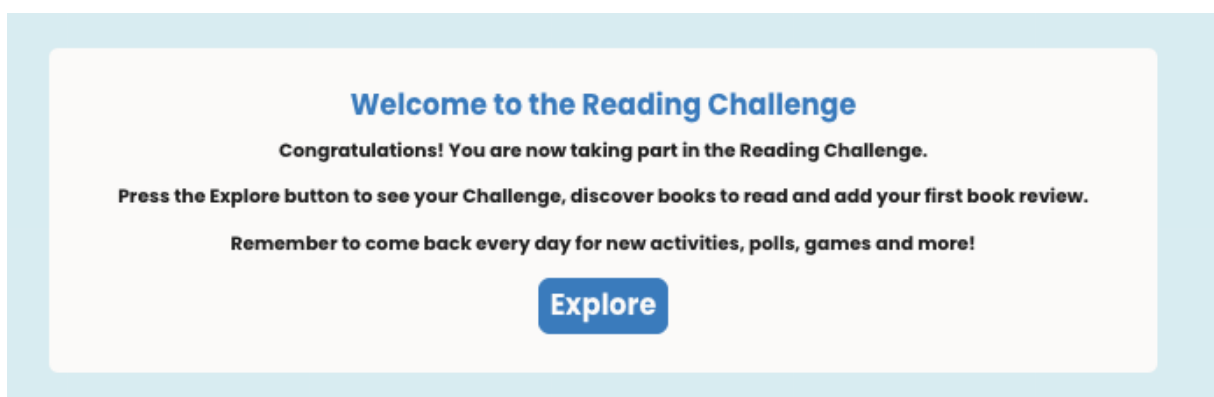
Once set, the screen name cannot be changed. To receive a new screen name after leaving this page, the user would have to sign up for a new account and start again, which we do not recommend.



Selecting an avatar and a screen name will unlock the first reward badge.

All badges are accessible from the user's profile page.

The following screen confirms that the user has set up their profile and has officially started the Challenge! Click 'Explore' to move to the main site.



Taking part in the Challenge online

The 'Home section of the site contains information about the child's Challenge progress, books they have read, their reading wishlist, reviews, badges, and rewards.

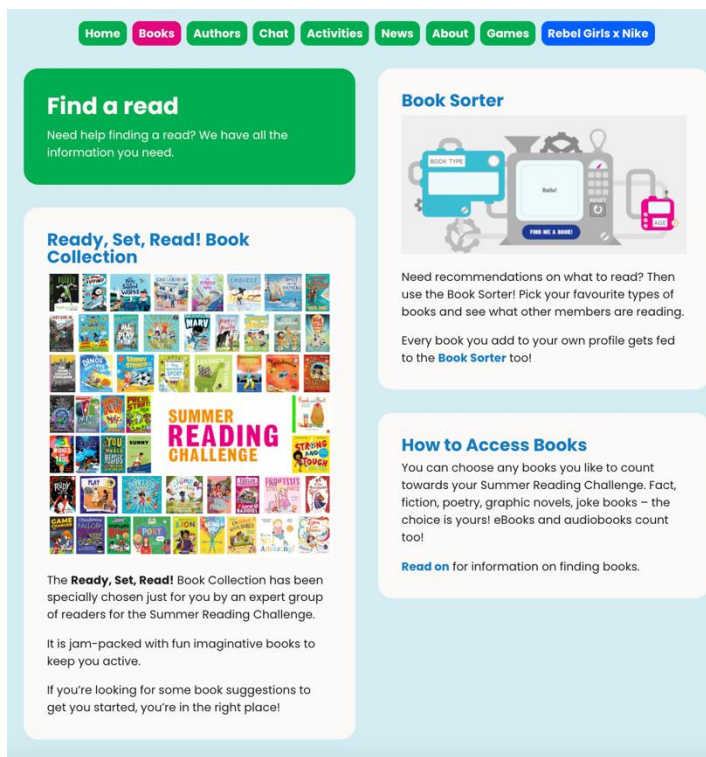


The 'My profile' section shows the child's progress against their reading goal, books they've read, their badges and rewards, and their reading wishlist. Users can return to this page at any time by clicking the 'My challenge' button at the top left of the screen.



The counter at the top left shows the number of books that have been added by Reading Challenge members.

Finding books to read



The official Book Collection for **Ready, Set, Read!** features titles chosen by children and librarians to reflect this year's theme of sports, games, and play.

Click on the 'Books' page on the website to view the Book Collection, use the Book Sorter, and find top tips about how to access books from home.

In the **Book Sorter**, children can find books recommended by other Summer Reading Challenge website users. The Book Sorter only recommends titles that have been rated and reviewed by children using the website. Click on a book cover to find out more about it and to read reviews.

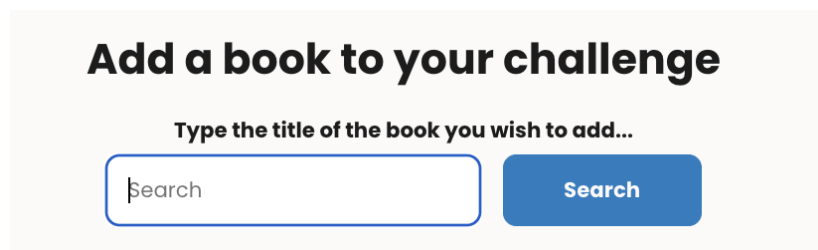
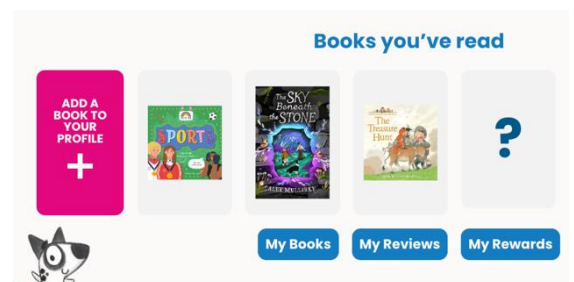
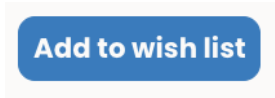
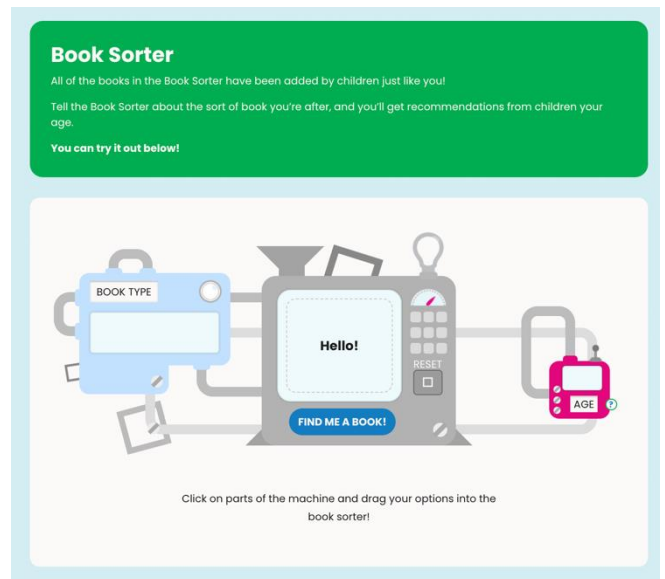
Adding books to your Challenge

Children can keep track of books they see on the website that they are interested in reading using the 'My wishlist' section of their profile. Clicking the blue 'Add to wish list' button next to a book will add the book to the child's wishlist.

Each time a child finishes reading a book, they can add it to their profile to count towards their Summer Reading Challenge 2023 goal.

To add a book to their Challenge, a child should go to the 'My profile' page, scroll down to the 'Books you've read' section and click the yellow 'Add a book to your profile' button.

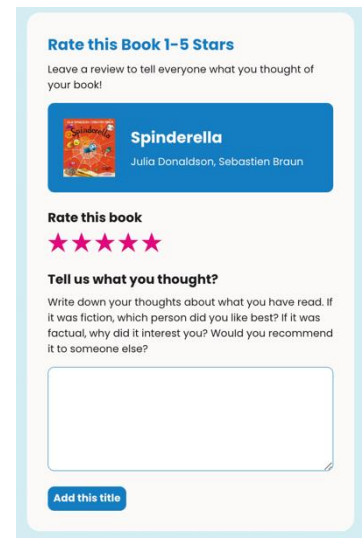
On the next page, enter the title of the book and click 'Search'.



Select the matching book from the search results. If the book the child is looking for does not appear in the search results, they can search again, or scroll down to the bottom of the page and click on 'I still can't see a match' to type in the title themselves.

Once the book has been selected, on the next page, the child can rate the book out of 5 and add a review. Click on 'Add this title' to finish adding the book to the child's Challenge.

The book will now appear on the 'Books you've read' list, and the progress bar will update to show a book has been added.



Book reviews

Click on a book on the 'Books you've read' list will show all the reviews that title has received on the website.


Once a review has been checked and approved by a Summer Reading Challenge website moderator, it will be published on the book's page.

Unlocking rewards and virtual badges

As a reader progresses through their Challenge, they will unlock rewards, including virtual badges, activity sheets and videos.

Virtual badges are displayed in the 'Your badges and rewards' box on the 'My profile' page. They are also displayed in the 'Badges & rewards' section.

Badges that have been unlocked will light up. Badges that have not yet been collected are greyed out.



Children taking part in the Challenge via their local library will receive special codes on their sticker sheets. Each of these codes unlocks a reward when it is entered into the box on the 'My profile' page, under 'Your badges and rewards'.

If you have a special badge code enter it in the box below

Enter code

Completing the Challenge

When a child reaches their reading goal, they will unlock a certificate which will appear alongside their other rewards.

The certificate can be downloaded and printed for the child to keep!

Accessibility

To view a high contrast version of the website, click on the 'High Contrast' button at the bottom right of any page.

[Terms and conditions](#) [Read the rules](#) [Credits](#) [Privacy](#) [Contact us](#) [Full credits](#)

High Contrast



Additional features

Authors – <https://summerreadingchallenge.org.uk/authors>

Access videos, interviews and more from authors and illustrators.

Chat – <https://summerreadingchallenge.org.uk/chat/messages>

Children can post messages here to other Summer Reading Challenge website users.

All messages go into a queue to be checked and approved by the Summer Reading Challenge website moderation team. In order to be approved, messages must be on topic and must abide by the website rules

<https://summerreadingchallenge.org.uk/read-the-rules>

Children can only post messages via this moderated Chat page. They cannot message each other independently.

Activities – <https://summerreadingchallenge.org.uk/competition>

Find downloadable activity sheets, competitions, and creative challenges.

News – <https://summerreadingchallenge.org.uk/news>

View the latest Reading Challenge news and recommendations plus our meet the character pages!

Games – <https://summerreadingchallenge.org.uk/games>

Here, you'll find games inspired by previous Summer Reading Challenge themes.

Help and support – <https://summerreadingchallenge.org.uk/help>

Click the pink 'Need help?' button at the bottom of any page to view answers to FAQs about the website. Contact details for The Reading Agency team are included on this page.

For parents/carers

Useful information

Navigate to the '[About](#)' section to find links to our Home Zone, Library Zone and School Zone.

The **Home Zone** is full of useful information for parents, grandparents and carers.

Use the **Library Zone** to find libraries near you running the Challenge and find out how to take part via your local library.

Visit the **School Zone** to find fun Challenge ideas for your class.

Login help

If a parent/carer receives a message stating their email is already in use, this means they have already registered for an adult account in The Reading Agency's Passport system.

If the parent/carer has forgotten the password associated with their account, they can click the 'Forgotten your password?' link on the login screen to reset it.

If the parent/carer cannot recall any of their Passport account information, they can contact the team at summerreadingchallenge@readingagency.org.uk to request it.